



# **WDM-2-MkII**

2-channel WDM – Wave Length Division Multiplexer  
Single Mode

## **User manual**

Rev. A

A large, thick green ring or circle graphic is positioned in the bottom right corner of the page, partially overlapping the contact information.

Nevion  
Nordre Kullerød 1  
3241 Sandefjord  
Norway  
Tel: +47 33 48 99 99  
[nevion.com](http://nevion.com)

## Nevion Support

### Nevion Europe

P.O. Box 1020  
3204 Sandefjord, Norway  
Support phone 1: +47 33 48 99 97  
Support phone 2: +47 90 60 99 99

### Nevion USA

1600 Emerson Avenue  
Oxnard, CA 93033, USA  
Toll free North America: (866) 515-0811  
Outside North America: +1 (805) 247-8560

E-mail: [support@nevision.com](mailto:support@nevision.com)

See <http://www.nevision.com/support/> for service hours for customer support globally.

## Revision history

Current revision of this document is the uppermost in the table below.

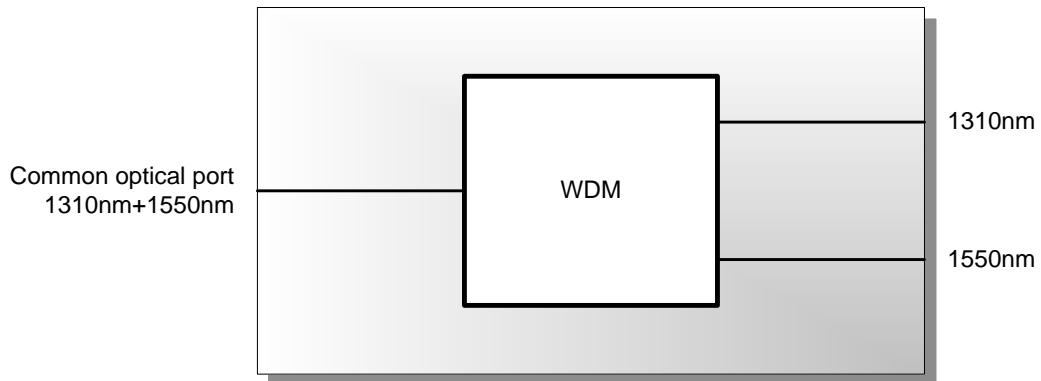
Rev.	Repl.	Date	Sign	Change description
A	0	2015-05-13	MB	Cover page update; DoC removed; no other changes to content
0	-	2012-05-23	MR	Initial version

---

## Contents

Revision history .....	2
1 Product overview .....	4
2 Specifications .....	5
2.1 WDM-2 .....	5
2.1.1 Optical .....	5
2.1.2 Electrical .....	5
3 Mounting the CWDM module into frame .....	6
4 Connections .....	10
5 Laser safety precautions .....	12
General environmental requirements for Nevion equipment .....	13
Product Warranty .....	14
Appendix A Materials declaration and recycling information .....	15
A.1 Materials declaration .....	15
A.2 Recycling information .....	15

## 1 Product overview



**Figure 1 Block diagram of the WDM module operation**

The Flashlink 2-Channel WDM is a wavelength division multiplexer / demultiplexer module. The unit is passive and there is no need for power or control. The WDM is bitrate and format transparent; meaning SDI, Ethernet and SDH/SONET is supported. The WDM can be used for uni- directional and bi-directional application.

The optical multiplexing is made for the 2nd and 3rd optical windows (1310nm and 1550nm).

The WDM has a 1310nm, a 1550nm and a combined WDM port allowing 2 optical signals to be multiplexed on a single fiber.

The product comes with 2 SC/UPC fiber patch cords to connect the modules together.

The product is available in the following versions:

WDM-2	2-Channel WDM SM
-------	------------------

## 2 Specifications

### 2.1 WDM-2

#### 2.1.1 Optical

Optical wavelength: 2nd & 3rd opt. window (1310nm & 1550nm)

Optical band pass: 1295-1325nm & 1535-1565nm

Transmission circuit fiber: 9/125um Single Mode

Connector: SC/PC

(Please be aware that SC/UPC is not an official standard though it is often used to specify better return loss parameters than SC/PC)

Return loss: better than 40dB w/Single Mode fiber

Insertion loss: < 2dB incl. connectors (<1,2dB typ.)

Isolation: > 17dB

Directivity: > 50dB

#### 2.1.2 Electrical

Power: None

Control: None

### 3 Mounting the CWDM module into frame

The CWDM filter must be mounted in a Flashlink sub rack. This is done from the rear. Do not use force when inserting the CWDM filter. The module's main board has a special design to utilize both card rails in the FL sub rack. In order to enter the lower rail before sliding the unit into its final position, please follow the method shown in the pictures below.

(Please note that the pictures show a not relevant product with similar mechanical solution).






Figure 2 Enter the module with angle



**Figure 3 PCB tag inside the power bus PCB**



**Figure 4 Opposite side of PCB tag**




Figure 5 Adjust to normal position





Figure 6 Slide the module to final position using both card rails





## 4 Connections



**Figure 8 WDM-2 mounted in a Flashlink subrack**

The WDM-2 is a self-contained module where the connector module is attached to the box protecting the optical component. The modules shall be mounted from the rear of the frame.

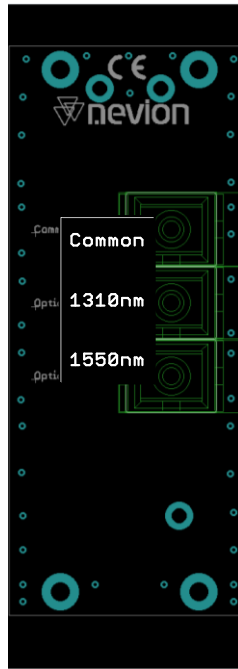


Figure 9 Overview of the connector module

## 5 Laser safety precautions

These are guidelines to limit hazards from laser exposure.

All the available EO units in the Flashlink range include a laser.

Therefore this note on laser safety should be read thoroughly even though there is no laser onboard this product.

The lasers emit light at wave lengths between 1271 nm and 1611 nm. This means that the human eye cannot see the beam, and the blink reflex cannot protect the eye. (The human eye can see light between 400 nm to 700 nm).

A laser beam can be harmful to the human eye (depending on laser power and exposure time). Therefore:

Be careful when connecting / disconnecting fiber pigtailed (ends).

Never look directly into the pigtail of the laser/fiber.

Never use microscopes, magnifying glasses or eye loupes to look into a fiber end.

Use laser safety goggles blocking light between 1271 nm and at 1611 nm

Instruments exist to verify light output power: Power meters, IR-cards etc.

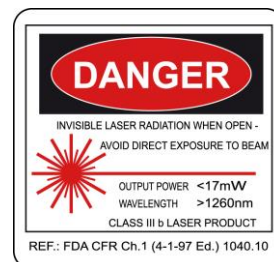
Flashlink features:

The FR-2RU-10-2 is classified as Class 1 laser product according to EN 60 825-1:94/A11:96, and CFR Ch1 (1997) Part 1040.10.

If the front panel is removed, the FR-2RU-10-2 is classified as Class 1 laser product according to EN 60 825-1:94/A11:96, and class IIIb according to CFR Ch1 (1997) Part 1040.10.

Maximum output power<sup>1</sup>: 17 mW

Operating wavelengths: > 1260 nm



---

<sup>1</sup> Max power is for safety analysis only and does not represent device performance.

## **General environmental requirements for Nevion equipment**

1. The equipment will meet the guaranteed performance specification under the following environmental conditions:
  - Operating room temperature            0°C to 50°C  
range:
  - Operating relative humidity range:   <90% (non-condensing)
  
2. The equipment will operate without damage under the following environmental conditions:
  - Temperature range:                    -10°C to 60°C
  - Relative humidity range:              <95% (non-condensing)

## **Product Warranty**

The warranty terms and conditions for the product(s) covered by this manual follow the General Sales Conditions by Nevia, which are available on the company web site:

[www.nevia.com](http://www.nevia.com)

## Appendix A Materials declaration and recycling information

### A.1 Materials declaration

For product sold into China after 1st March 2007, we comply with the “Administrative Measure on the Control of Pollution by Electronic Information Products”. In the first stage of this legislation, content of six hazardous materials has to be declared. The table below shows the required information.

組成名稱 Part Name	Toxic or hazardous substances and elements					
	鉛 Lead (Pb)	汞 Mercury (Hg)	鎘 Cadmium (Cd)	六价铬 Hexavalent Chromium (Cr(VI))	多溴联苯 Polybrominated biphenyls (PBB)	多溴二苯醚 Polybrominated diphenyl ethers (PBDE)
WDM-2-MkII	○	○	○	○	○	○
<p>O: Indicates that this toxic or hazardous substance contained in all of the homogeneous materials for this part is below the limit requirement in SJ/T11363-2006.</p> <p>X: Indicates that this toxic or hazardous substance contained in at least one of the homogeneous materials used for this part is above the limit requirement in SJ/T11363-2006.</p>						

This is indicated by the product marking:



### A.2 Recycling information

Nevion provides assistance to customers and recyclers through our web site <http://www.nevion.com/>. Please contact Nevion’s Customer Support for assistance with recycling if this site does not show the information you require.

Where it is not possible to return the product to Nevion or its agents for recycling, the following general information may be of assistance:

- Before attempting disassembly, ensure the product is completely disconnected from power and signal connections.
- All major parts are marked or labeled to show their material content.
- Depending on the date of manufacture, this product may contain lead in solder.
- Some circuit boards may contain battery-backed memory devices.